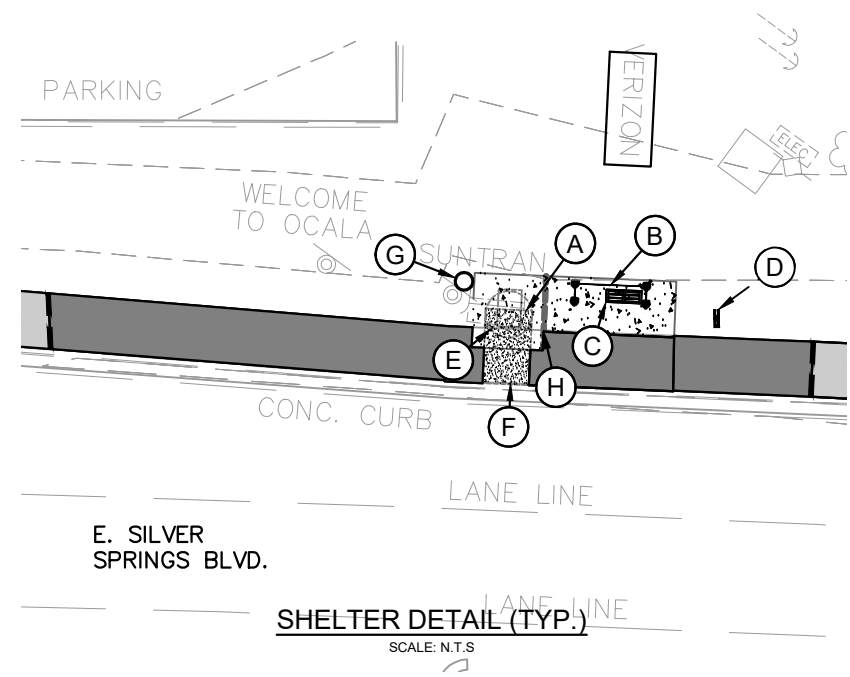
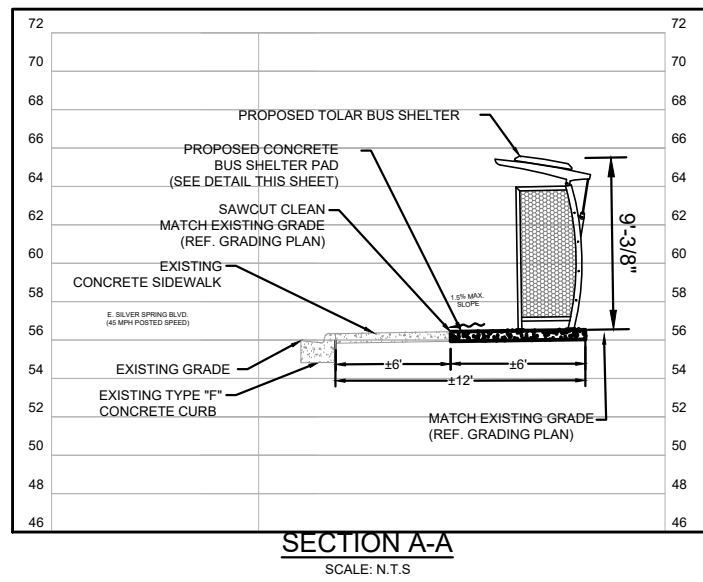


This document, together with the concepts and designs presented herein, is intended only for the specific purpose and client for which it was prepared. Reuse of and improper reliance on this document without written authorization and adaptation by Kimley-Horn and Associates, Inc. shall be without liability to Kimley-Horn and Associates, Inc.



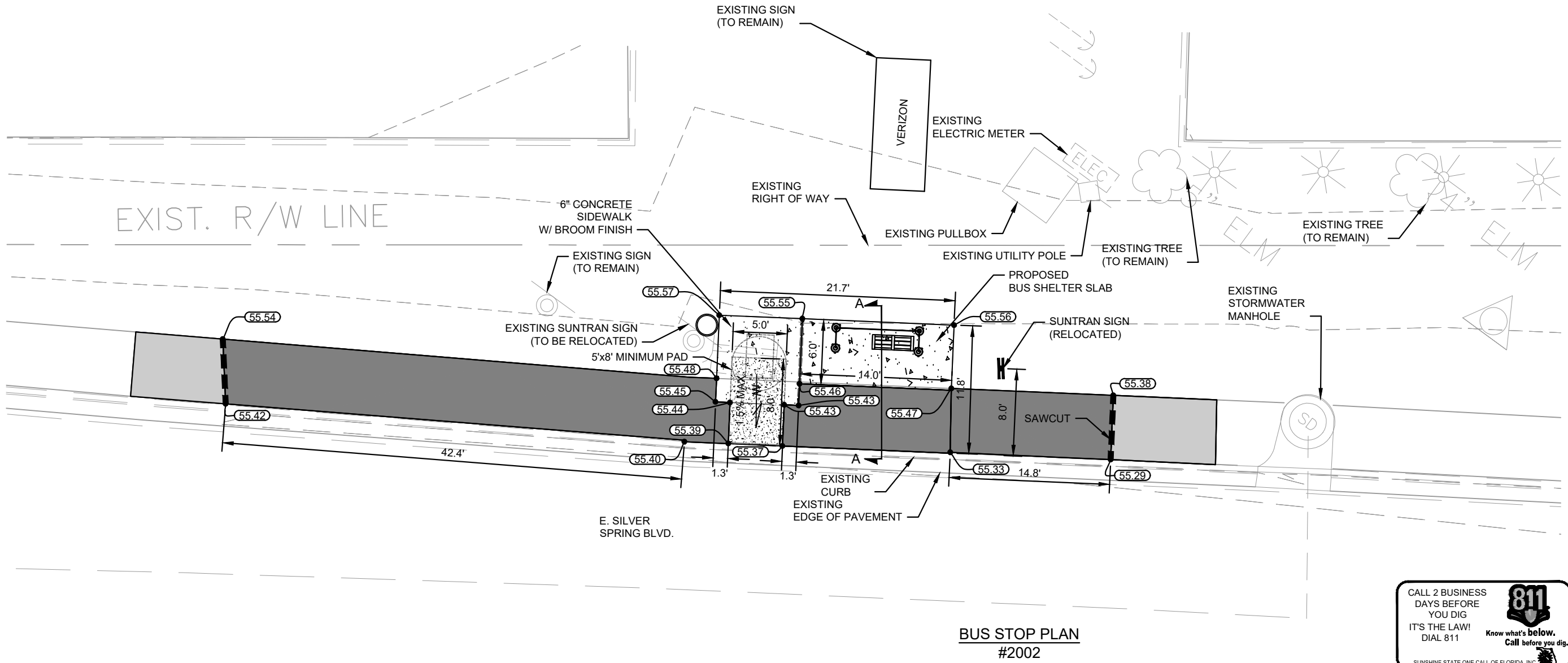
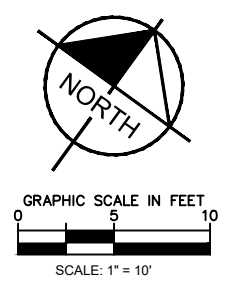
- NOTES:**
- (A) MINIMUM 30"x48" CLEAR ZONE FOR WHEELCHAIR RESTING AREA DIRECTLY AT END OF BENCH
 - (B) BUS SHELTER (PROVIDED BY OWNER)
 - (C) 44" BENCH INSTALLED 6" FROM GLASS (PROVIDED BY OWNER)
 - (D) VISUAL BUS STOP SIGN SHALL BE MOUNTED 84" ABOVE FINISHED GRADE (PROVIDED BY OWNER)
 - (E) 5' WHEELCHAIR TURN-AROUND
 - (F) MINIMUM 5'X8' CLEAR ZONE FOR WHEELCHAIR LIFT/RAMP DEPLOYMENT
 - (G) 22" DIA. X 28" HT. 30 GAL TRASH CAN.
 - (H) TYPE D JOINT PER FDOT INDEX #310 DIVIDING BUS SHELTER PAD IN EQUAL HALVES.



PAVEMENT LEGEND

- BUS SHELTER PAD (SEE DETAIL SHEET C005)
- BUS LANDING/LOADING PAD (SEE DETAIL SHEET C005)
- EXISTING SIDEWALK
- PROPOSED SIDEWALK (PER FDOT INDEX 522-001)
- SAWCUT, CLEAN AND MATCH EXISTING
- PROPOSED SPOT ELEVATION

- NOTES:**
- ALL WORK AND MATERIALS SHALL COMPLY WITH ALL CITY REGULATIONS AND CODES AND O.S.H.A. STANDARDS.
 - PRIOR TO CONSTRUCTION WITHIN ANY EXISTING PUBLIC RIGHT-OF-WAY, THE CONTRACTOR SHALL OBTAIN ALL NECESSARY PERMITS FROM THE AUTHORITY HAVING JURISDICTION.
 - CONTRACTOR SHALL REFER TO THE ARCHITECTURAL PLANS FOR EXACT LOCATIONS AND DIMENSIONS OF SLOPE PAVING, AND PRECISE BUILDING DIMENSIONS.
 - SITE BOUNDARY, TOPOGRAPHY, UTILITY AND ROAD INFORMATION PER SURVEY BY ECHEZABAL & ASSOCIATES, INC., DATED .
 - MAXIMUM RUNNING SLOPE ON SIDEWALKS SHALL NOT EXCEED 5% (1:20).
 - MAXIMUM CROSS SLOPE ON SIDEWALKS SHALL NOT EXCEED 2% (1:48).
 - MAXIMUM RUNNING SLOPE ON RAMPS SHALL NOT EXCEED 8.33% (1:12), FOR A MAXIMUM LENGTH OF 30'.
 - MAXIMUM SLOPE ON SHELTER CONCRETE SLAB IN ANY DIRECTION SHALL NOT EXCEED 2.0%.



BUS STOP PLAN #2002

CALL 2 BUSINESS DAYS BEFORE YOU DIG
 IT'S THE LAW!
 DIAL 811

 Know what's below.
 Call before you dig.
 SUNSHINE STATE ONE CALL OF FLORIDA, INC.

KHA PROJECT 142371035		LICENSED PROFESSIONAL	
DATE DECEMBER 2022	MOHAMMED N. MURAD		
SCALE AS SHOWN	FLORIDA LICENSE NUMBER 91243		
DESIGNED BY KHA	DRAWN BY KHA		
CHECKED BY MNI	DATE:		
#2002 SITE PLAN		NOT FOR CONSTRUCTION	
		No. REVISIONS DATE BY	
BUS STOP DESIGN SERVICES PREPARED FOR CITY OF OCALA		KIMLEY-HORN AND ASSOCIATES, INC.	
		1700 SE 17TH STREET, SUITE 200, OCALA, FLORIDA 34471 WWW.KIMLEY-HORN.COM REGISTRY NO. 35108	
CITY OF OCALA FLORIDA		SHEET NUMBER C004	

